

**K D S**

26/27.

---

Outdoor



**K D S**  

---

**Outdoor**

WE BELIEVE  
IN DESIGN  
TO GROW  
SUSTAINABLY

# WHAT WE DO

From a quiet café corner to a thoughtfully designed restaurant, or a refined hotel setting KDS products shapes spaces where people gather, unwind, and connect.

Present across over 100 countries, our collections are crafted for hospitality, dining, education, and beyond. Whether for large-scale projects or more intimate settings, we bring the same level of care, precision, and attention to detail, delivering quality without compromise.





# OUR CAPABILITIES

At KDS, quality begins at the source. Through a trusted global network of suppliers, every material is carefully selected and rigorously examined to meet our exacting standards before production.

Backed by strong manufacturing expertise, we ensure consistency, efficiency, and value without compromising on detail or performance.

Our original designs, created in collaboration with internationally recognised designers, are exclusive to KDS, crafted to deliver both style and enduring functionality across every space.

# OUR BRAND PROMISE

## OUR BRAND PROMISE

We believe in doing things with intention, so every promise we make is one we stand by.

## BETTER DESIGN

A considered approach to design, where form and function exist in quiet balance. Our original pieces, created with internationally recognised designers, are shaped to suit diverse spaces with clarity and purpose.

## BETTER VALUE

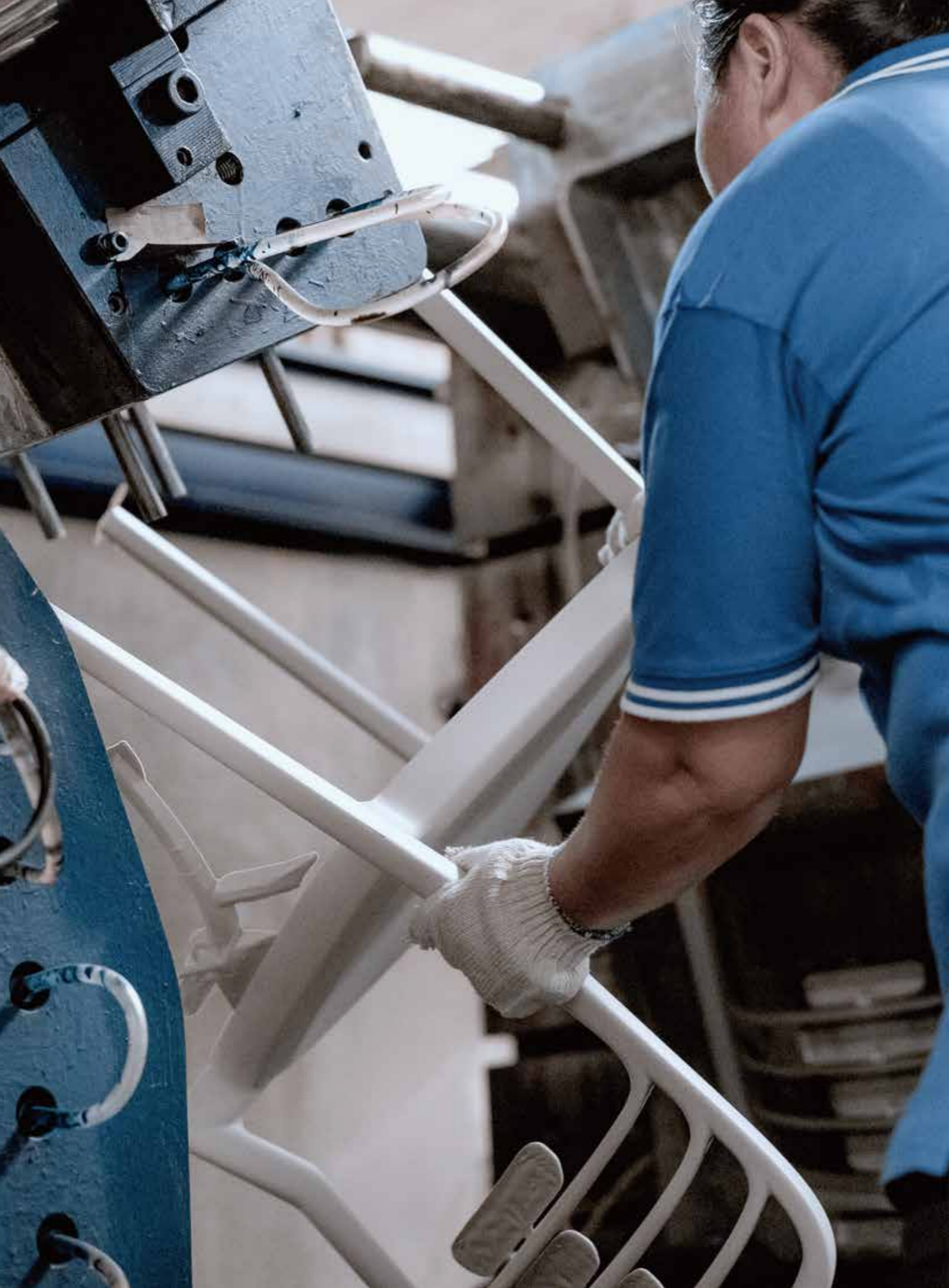
A seamless experience, from concept to completion. With integrated solutions, reliable delivery, and thoughtful execution, we ensure quality and efficiency, without compromise.

## BETTER WORLD

A commitment to responsible design. We work towards creating spaces that are not only refined, but mindful, supporting a more sustainable and considered way of living.



BETTER DESIGN  
BETTER VALUE  
BETTER WORLD



# CHOOSE SUSTAINABILITY

It begins with a clear belief, that the way we design should be as thoughtful as the way we live.

Sourced from vulnerable coastlines and nearby waters, ocean-bound plastic is transformed into materials that shape our pieces. What was once discarded becomes part of something purposeful, enduring, and thoughtfully made.

More than a material, it reflects an intention, a balance between design, function, and responsibility. Each piece is created to live with ease: refined, quietly functional, and mindful of the world around us.

A more thoughtful way of living.





# CONTENTS

Kanso	16
Gradient	30
Massai	40
TCB	54
Yoyo	62
Kono	70
Moel	78
Chameleon	79
Lune	88
Dream Dot	96
Amour	104
Basket	112
Kanpai	113
Matryoshka	122
Yohaku	130
Kohaku	131
Torii	142
Algieba	150
Adela	158
Malena	166
120	174
Louvre	182
Matera	190
Evo	198
Rumble	206
Lipia	207
Obie	216
Pinch	224
Nest	232
Cap	238
Fin	244

# KANSO

Guided by the principles of Kanso, this collection embraces simplicity, balance, and mindful design.

Defined by a clear geometric composition, it reinterprets a familiar form with subtle, modern refinement bringing a sense of harmony and quiet clarity to the spaces it inhabits.



**KANSO** >

1- Seater

*Fabric monochrome in marron & onyx  
Recycled PE Wicker in brown, white sand  
Aluminium in brown*

2 - Seater

*Fabric monochrome in marron & onyx  
Recycled PE Wicker in brown, white sand  
Aluminium in brown*

Footstool

*Recycled PE Wicker in brown, white sand  
Aluminium in brown*

Oval coffee table

*Aluminium in textured brown*





◀ **KANSO**  
2 - Seater

*Fabric monochrome marron & onyx  
Recycled PE Wicker in black, white sand  
Aluminium in brown*

**KANSO**  
Oval coffee table

*Aluminium in brown*

▲ **KANSO**  
Seater

*Fabric monochrome marron & onyx  
Recycled PE wicker black white, white sand  
Aluminium in white sand*

# KANSO

COLLECTION

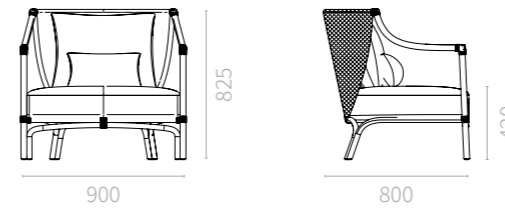
Design Sakura Adachi



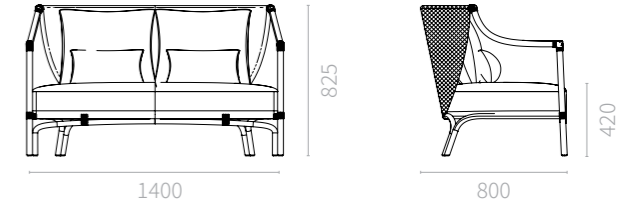
# KANSO

COLLECTION

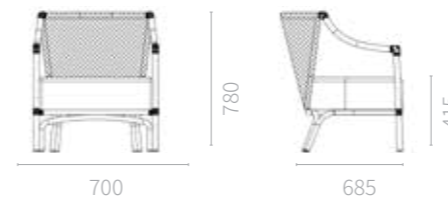
1 - SEATER SOFA



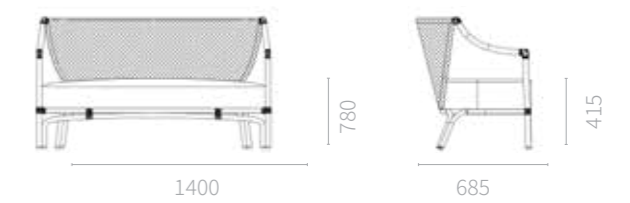
2 - SEATER SOFA



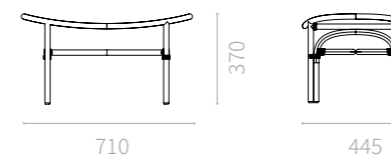
1 - SEATER SOFA (S)



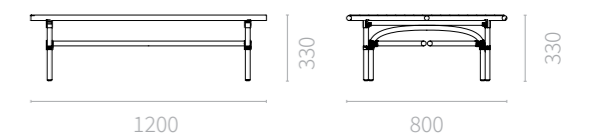
2 - SEATER SOFA (S)



FOOTSTOOL



OVAL COFFEE TABLE



**MATERIAL**

Frame: Powder coated aluminium  
 Weave: Recycled PE Wicker  
 Seat: Outdoor fabric

**KANSO** ✓  
Chair

*Recycled PE Wicker in black  
Aluminium in black*

Armchair >

*Recycled PE Wicker in black  
Aluminium in black*

**KOHAKU** ✓  
Dining table

*Compact laminate in light marble  
Aluminium in black*





◀ **KANSO**  
Chair

*Recycled PE wicker in white sand  
Aluminium in white sand*

**Kohaku**  
Table

*Bamboo strand  
Aluminium in white sand*

▲ **KANSO**  
Barstool

*Recycled PE wicker in white sand  
Aluminium in white sand*

# KANSO

COLLECTION

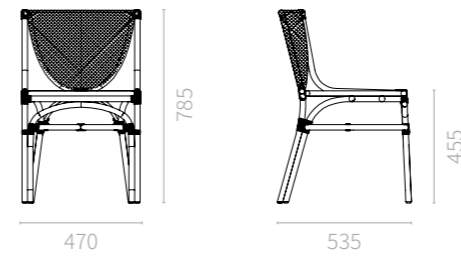
Design Sakura Adachi



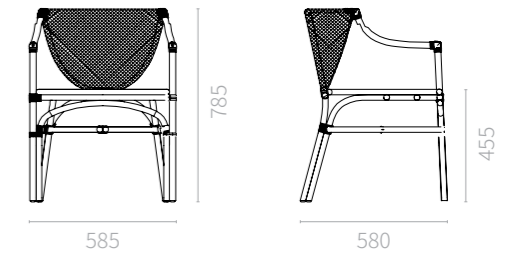
# KANSO

COLLECTION

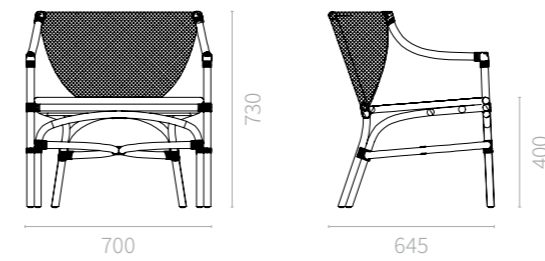
CHAIR



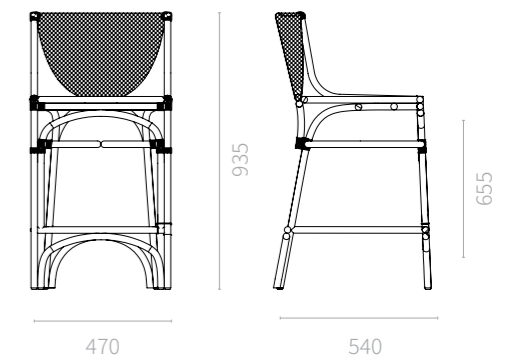
ARMCHAIR



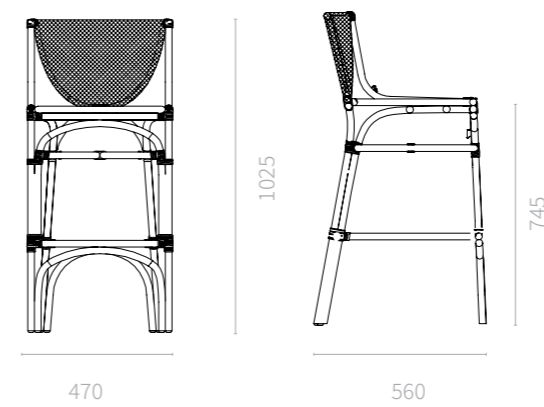
LOUNGE CHAIR



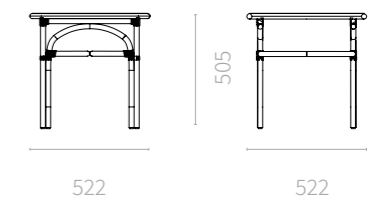
COUNTER BARSTOOL



BARSTOOL



COFFEE TABLE




**MATERIAL**

Frame: Powder coated aluminium  
Weave: Recycled PE Wicker

# GRADIENT

A contemporary interpretation of traditional wicker weaving, Gradient brings colour, texture, and craftsmanship into modern outdoor living.

Designed for all-weather use, its woven expression introduces a sense of lightness and vibrancy, balancing durability with a refined, tactile appeal.



**GRADIENT** V


Side chair

Recycled PE wicker black, white  
Stainless steel in black

Double shaft dining table

*Glass in black*  
*Mild steel in black*





◀ **GRADIENT**  
1 & 2 - Seater lounge chair

*Recycled PE wicker in black, white  
Mild steel in white*

**WINS**  
Coffee table

*Compact laminate in black  
Aluminium in white*

▲ **GRADIENT**  
Sunlounger

*Recycled PE wicker in black, white  
Stainless steel in white*

**WINS**  
Side table

*Compact laminate in black  
Aluminium in white*

# GRADIENT

COLLECTION

---

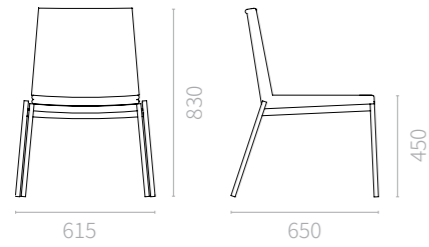
Design Danny Fang



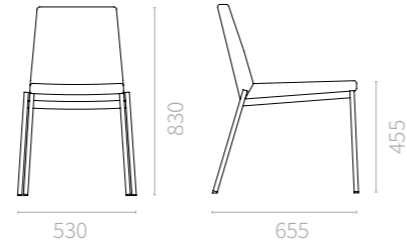
# GRADIENT

COLLECTION

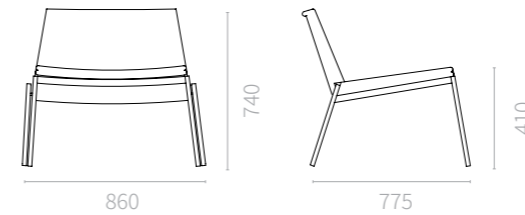
SIDE CHAIR



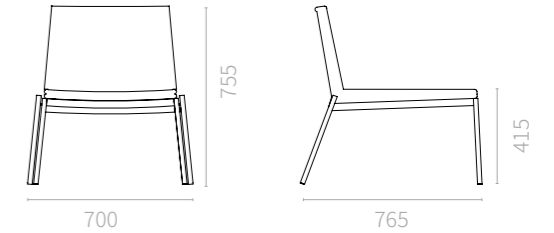
SIDE CHAIR II



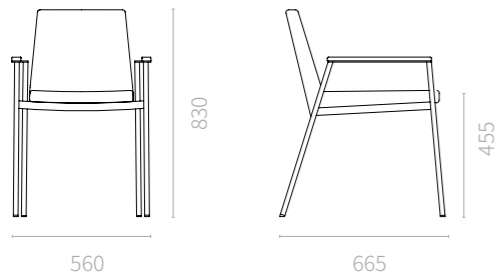
LOUNGE CHAIR



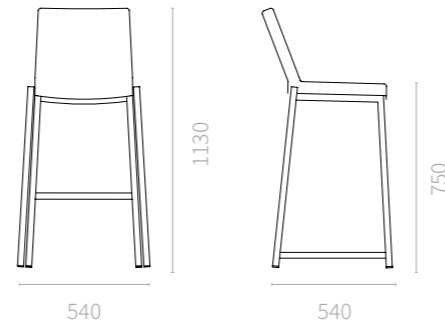
LOUNGE CHAIR II



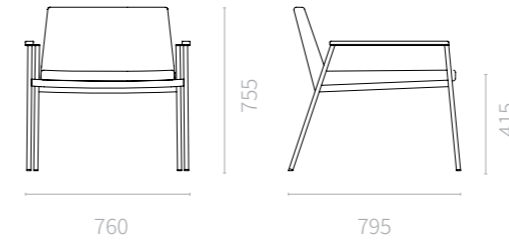
ARMCHAIR II



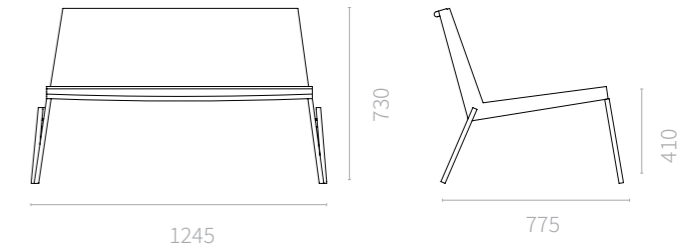
BARSTOOL



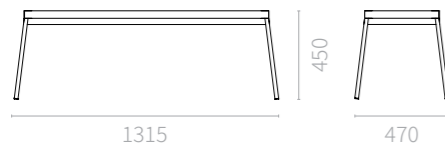
LOUNGE ARMCHAIR II



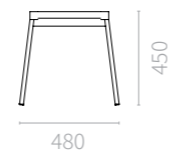
2 - SEATER LOUNGE CHAIR



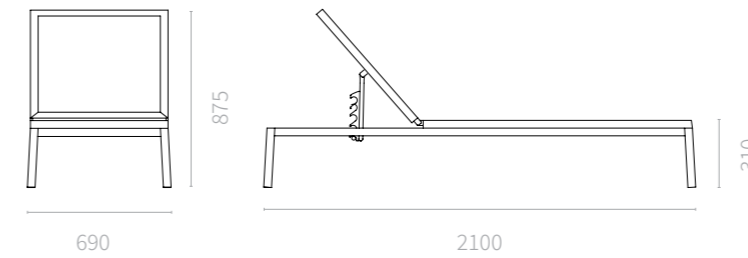
BENCH



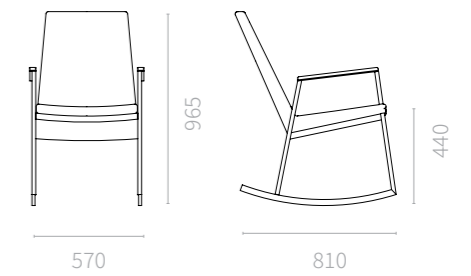
STOOL



SUNLOUNGER



ROCKING CHAIR



## MATERIAL

Weave: Recycled PE Wicker

Frame: Powder coated mild steel/ Stainless steel/ Aluminium


**Recommended for sheltered outdoor**

# MASSAI

Inspired by the vibrant spirit of Africa, the Massai Collection brings colour, texture, and character into contemporary spaces.

Defined by woven nylon rope set against a mild steel frame, it balances strength with a sense of lightness. Thoughtful detailing and generous proportions create a comfortable, tactile experience.

Available in a range of colours and finishes, Massai offers a bold yet composed expression designed for both indoor and outdoor living.





✓ **MASSAI**  
1 - Seater sofa

*Fabric canvas in vory, woven fabric + EPDM RO3004  
Mild steel in textured black*

< **MASSAI**  
2 - Seater sofa

*Fabric canvas in vory, woven fabric + EPDM RO3004  
Mild steel in textured black*

✓ **Chaise**

*Fabric canvas in steel, woven fabric + EPDM RO1502  
Mild steel in textured black*



< **MASSAI**  
1-seater sofa

*Fabric canvas ivory, woven fabric + EPDM RO3004  
Mild steel in textured black*

^ **MASSAI**  
Corner sofa

*Fabric canvas ivory, woven fabric + EPDM RO3004  
Mild steel in textured black*

# MASSAI

COLLECTION

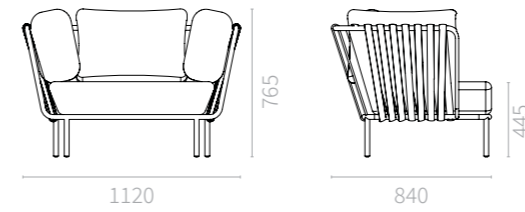
Design Enrique Martí



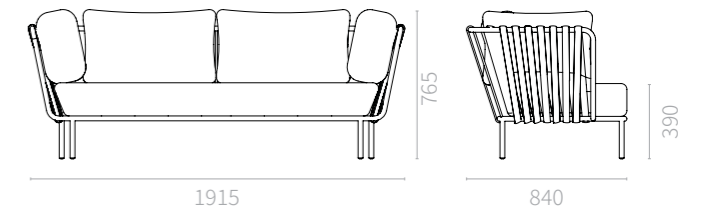
# MASSAI

COLLECTION

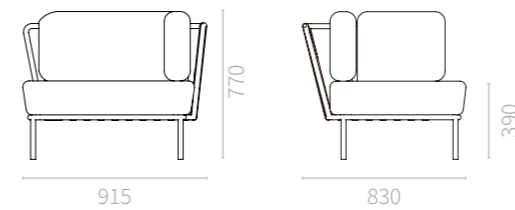
1 - SEATER



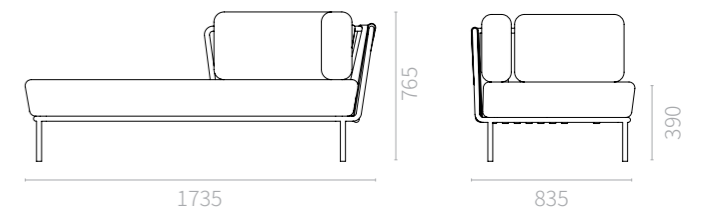
3 - SEATER



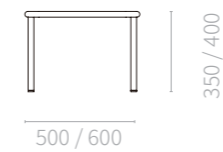
CORNER SOFA



CHAISE



COFFEE TABLE



**MATERIAL**

Frame: Powder coated mild steel  
 Weave: Woven fabric + EPDM  
 Cushion: Outdoor fabric

**MASSAI**

Side chair

*Woven fabric +  
EPDM RO3001  
Mild steel in textured black*

Armchair

*Woven fabric +  
EPDM RO3001  
Mild steel in textured black*

**RATIO**

Dining table

*Artwood in black  
Aluminium in textured black*

V





◀ **MASSAI**  
Lounge chair & Love seat

*Woven fabric + EPDM RO3001  
Mild steel in textured black*

**MASSAI**  
Coffee table

*Aluminium in textured black*

▲ **MASSAI**  
Armchair

*Woven fabric + EPDM RO3001  
Mild steel in textured black*

# MASSAI

COLLECTION

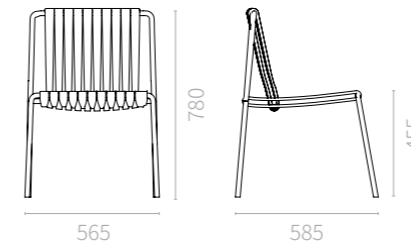
Design Enrique Martí



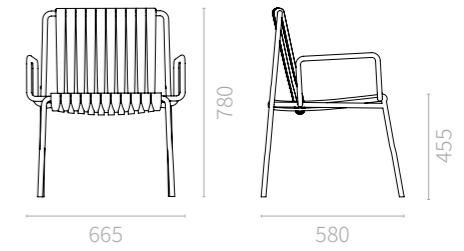
# MASSAI

COLLECTION

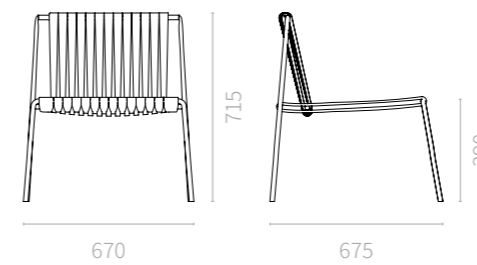
CHAIR



ARMCHAIR



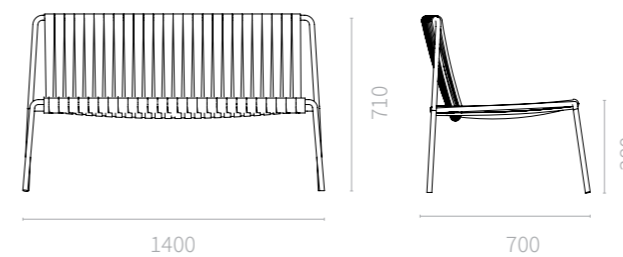
LOUNGE CHAIR



BARSTOOL



LOVE SEAT



## MATERIAL

Weave: Woven fabric + EPDM

Frame: Powder coated mild steel


**Recommended for sheltered outdoor.**

# TCB

Designed for effortless outdoor living, The China Bed (TCB) invites moments of rest and quiet indulgence. Its considered form offers comfort and ease from a shaded retreat to a place for reading or unwinding.

A gently integrated surface keeps essentials within reach, while modular corner units allow for flexible configurations.

A composed setting for relaxed, open-air living.



TCB

Sofa ( Left )

*Fabric in monochrome marble grey*

*Rope Ro601*

*Aluminium sand*

Sofa ( Right )

*Fabric in monochrome moss*

*Rope RO604*

*Aluminium in moss green*





◀ **TCB**  
Sofa ( Left )

*Fabric in monochrome marble grey  
Rope RO603  
Aluminium in sand*

**Kanso**  
Oval table

*Aluminium in textured brown*

▲ **TCB**  
Lounger ( Left )

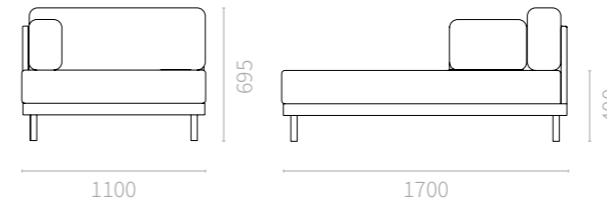
*Fabric in monochrome marble grey  
Rope RO602  
Aluminium in textured brown*

**KANSO**  
Oval coffee table

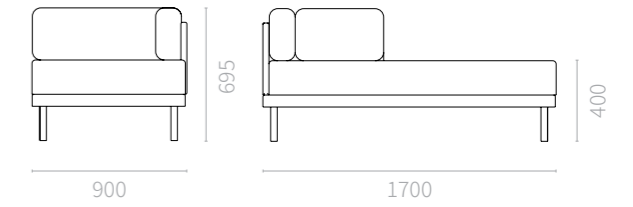
*Aluminium in textured brown*

Design Enrique Martí

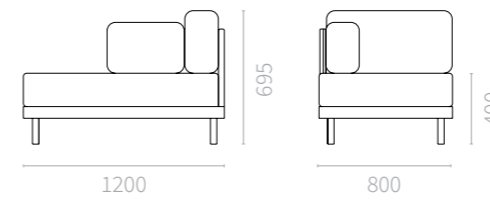
LOUNGER ( LEFT )



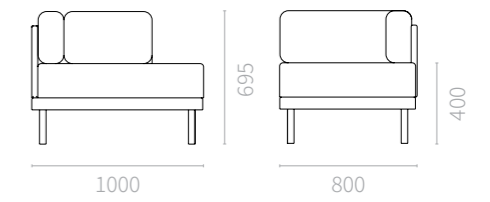
LOUNGER ( RIGHT )



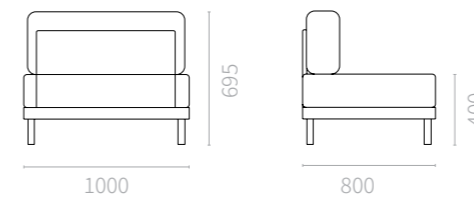
SOFA ( LEFT )



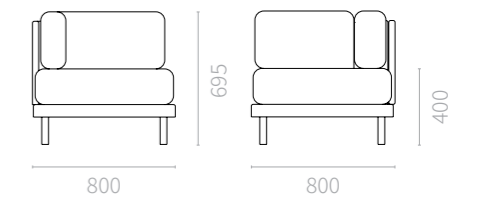
SOFA ( RIGHT )



SOFA ( CENTRE )



SOFA ( CORNER )



**MATERIAL**



Frame: Powder coated aluminium  
Weave: Rope  
Cushion: Outdoor fabric

# YOYO

Bringing a sense of movement and playfulness, Yoyo adds a light, engaging character to contemporary spaces.

Defined by its woven backrest and cushioned seat, it offers both comfort and visual depth. A smooth swivel function introduces gentle motion, enhancing the seating experience with ease and interaction.

A balance of function and expression, designed for relaxed, modern living.




YOYO  
Lounge

*Fabric in monochrome salsa  
Recycled PE wicker in peach, brown, and white sand  
Aluminium in textured white*

Chaise lounge

*Fabric in monochrome chiatea  
Recycled PE wicker in butterscotch  
Aluminium in textured white*





Λ **YOYO**  
loung chair

*Fabric in monochrome salsa  
Recycled PE wicker in peach, white sand, and brown.  
Aluminium in textured white*

# YOYO

COLLECTION

---

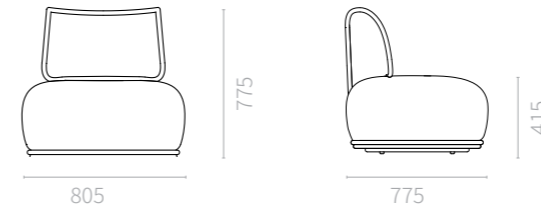
Design Sakura Adachi



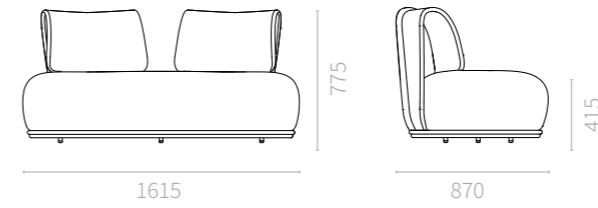
# YOYO

COLLECTION

## LOUNGE



## 2 SEATER LOUNGE



### MATERIAL

Frame: Powder coated aluminium  
Weave: Recycled PE Wicker  
Cushion: Outdoor fabric

---

# KONO

Inspired by the form of a telescope, Kono reflects a sense of curiosity an invitation to look outward and discover.

Its tapered frame with gently rounded legs creates a clean, elongated silhouette, while the woven seat crafted from recycled rope offers comfort, breathability, and visual lightness.

A thoughtful balance of structure and ease, designed for contemporary spaces.



KONO V  
louge

*Fabric in monochrome Marron  
Recycled PE rope in natural  
Aluminium in black*

KONO  
2 seater lounge

*Fabric in monochrome Marron  
Recycled PE rope in natural  
Aluminium in black*

Kanso  
Oval coffee table

*Aluminium in brown*





◀ **KONO**  
Side chair

*Recycled PE rope in natural  
Aluminium in black*

▲ **KONO**  
Lounge

*Fabric in monochrome chiatea  
Recycled PE rope in natural  
Aluminium in black*

# KONO

COLLECTION

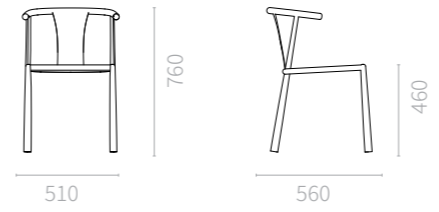
# KONO

COLLECTION

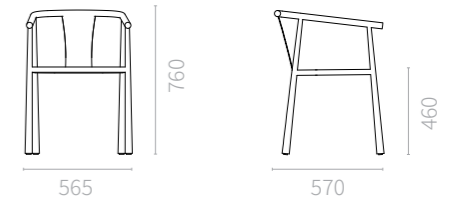
Design Wen Qi



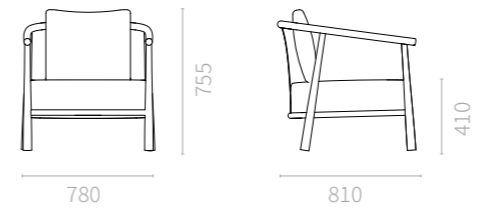
SIDE CHAIR



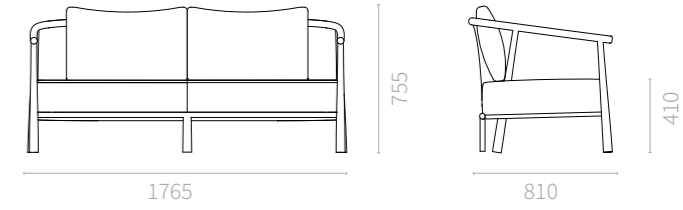
ARM CHAIR



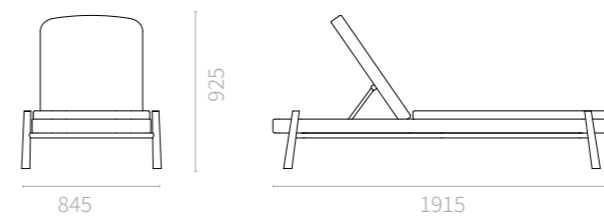
LOUNGE CHAIR



2 SEATER SOFA



SUN LOUNGER



**MATERIAL**


Frame: Powder coated aluminium  
 Weave: PE Wicker  
 Cushion: Outdoor fabric

# MOEL

Defined by its clean, square form, Moel offers a composed solution for adaptable spaces.

Its modular system allows for flexible configurations, maximising both function and flow. Upholstered in Sunproof fabric over a supportive wicker structure and stainless steel frame, it is designed for durability across outdoor settings, with indoor fabric options available.

A balanced expression of comfort, structure, and versatility.



# CHAMELEON

Designed to adapt, Chameleon blends effortlessly into its surroundings offering flexibility across both indoor and outdoor spaces.

Available as a cushioned lounge chair with an aluminium frame, it can be configured with high or low backrests, with or without armrests. Material options include Sunproof fabric, woven nylon, or Batyline, with the choice of a fully upholstered finish.

A versatile expression of comfort and form, with a wide range of colours to suit any setting.



**MOEL**

2 - Seater sofa

*Fabric in nappatech Ivory  
Recycled PE Wicker in white sand  
Stainless steel*

1 - Seater sofa

*Fabric in nappatech Ivory  
Recycled PE Wicker in white sand  
Stainless steel*

3 - Seater sofa

*Fabric nappatech Ivory  
Recycled PE wicker in white sand  
Stainless steel*

**Leon**

Coffee table

*Phenolic compact laminate black  
Stainless steel*



# MOEL

COLLECTION

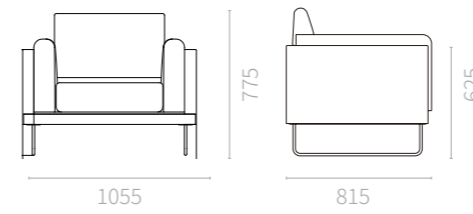
Design Enrique Martí



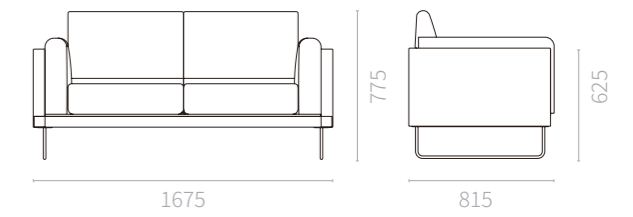
# MOEL

COLLECTION

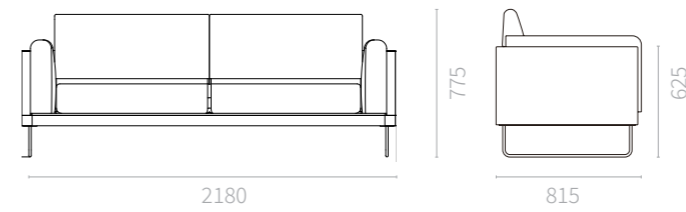
1 - SEATER SOFA



2 - SEATER SOFA



3 - SEATER SOFA



### MATERIAL

Frame: Stainless steel  
Weave: Recycled PE Wicker  
Cushion: Outdoor fabric



< **CHAMELEON**  
Chair

*Sling in SL06*  
*Fabric in canvas stone*

**MANCHESTER**  
Side table

*HPL in natural oak*  
*Mild steel in textured black*

^ **CHAMELEON**  
Chair

*Sling in SL06*  
*Fabric in canvas stone*

**KANPAI**  
Dining table

*Compact laminate in black*  
*Mild steel in textured black*

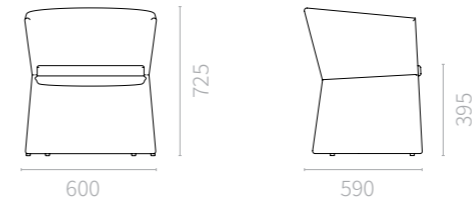
# CHAMELEON

Design Enrique Martí



# CHAMELEON

CHAIR



## MATERIAL

Frame: Powder coated aluminium

Weave: Sling

Cushion: Outdoor fabric


PATENT REGISTERED

# LUNE

Inspired by the soft elegance of a crescent moon, Lune brings together gentle form and modern comfort. Its lightweight aluminium frame and weather-resistant textylene offer durability with ease.

A plush back cushion enhances relaxation, while integrated handling and a stackable design add everyday practicality.

Designed for both indoor and outdoor settings, Lune balances refinement with versatility.



LUNE

Sunlounger

*Textylene in white*

*Aluminium in textured white*

LUNE

Coffee table

*Aluminium in textured white*





< **LUNE**  
side chair

*Textylene in SL01  
Aluminium in textured white*

**KOHAKU**  
dining table

*Bamboo strand  
Aluminium in textured white sand*

^ **BARKAS**  
Dining table base

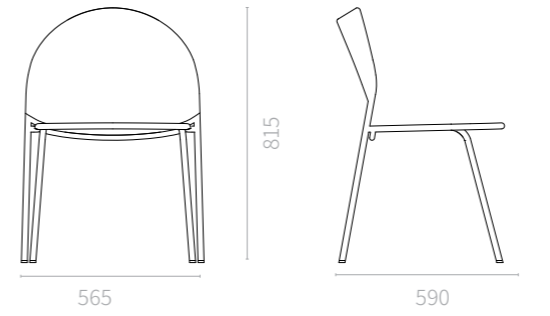
*Cast iron in textured white sand*

# LUNE

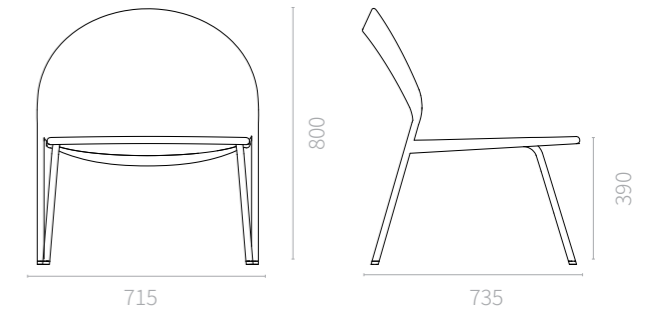
Designer Wen Qi

# LUNE

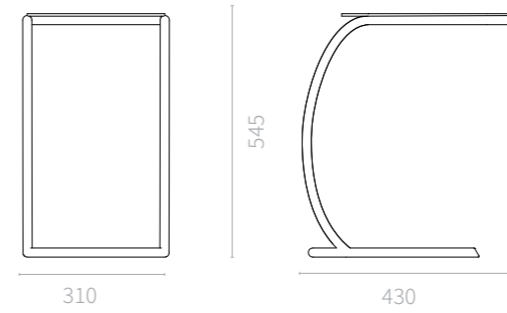
SIDE CHAIR



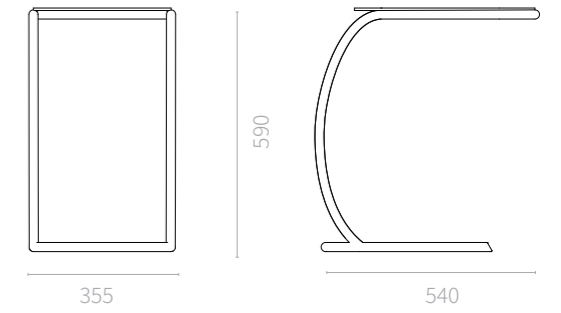
LOUNGE CHAIR



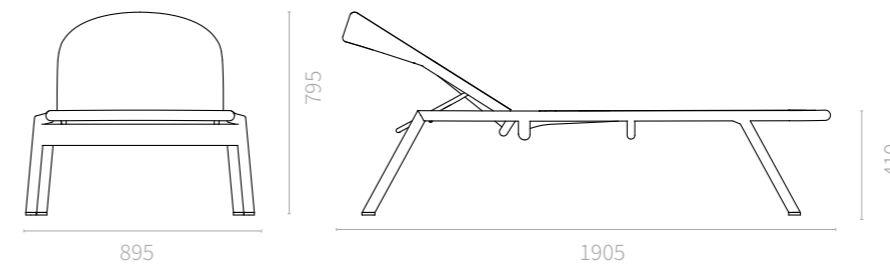
COFFEE TABLE - S



COFFEE TABLE - M



SUN LOUNGER



## MATERIAL

Weave: Textylene


Frame: Powder coated aluminium

# DREAM DOT

Designed for moments of ease, Dream Dot invites you to unwind in comfort.

Generously cushioned with quality foam and upholstered in Sunproof fabric, it offers a relaxed, supportive experience perfect for open, sunlit settings.

A considered piece for restful, outdoor living.



**DREAM DOT** V

Daybed

*Fabric in canvas ivory*  
*Recycled PE Wicker in natural Brushed*  
*Stainless steel*





◀ **DREAM DOT**  
Daybed

*Fabric in canvas ivory  
Recycled PE Wicker in natural  
Brushed stainless steel*

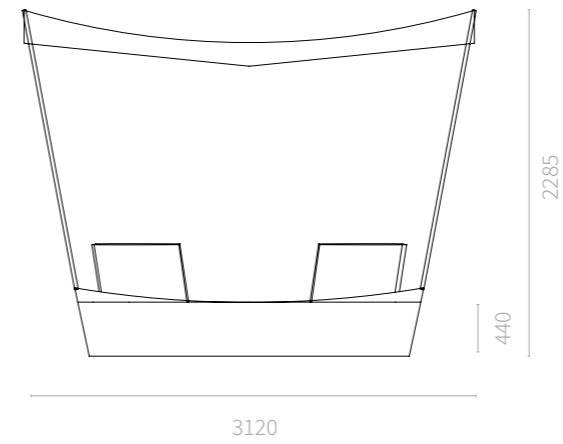
# DREAM DOT

---



# DREAM DOT

DAYBED



## **MATERIAL**

Frame: Stainless steel  
Weave: Recycled PE wicker  
Cushion: Outdoor fabric


---

# A'MOUR

Designed for refined outdoor living, A' Mour brings a sense of ease to poolside spaces.

Crafted from eco-conscious recycled PE wicker, it combines durability with a light, tactile presence. Generous cushioning enhances comfort, creating a relaxed setting by the water.

A composed retreat, shaped for leisure and quiet indulgence.




**A'MOUR**    **V**  
Daybed

*Recycled PE Wicker in butterscotch*  
*Fabric in canvas ivory*

**LEAF**    **>**  
Side table

*Compact laminate in black*  
*Mild steel in black*





< **A'MOUR**  
Daybed

*Recycled PE Wicker in butterscotch  
Fabric in canvas ivory*

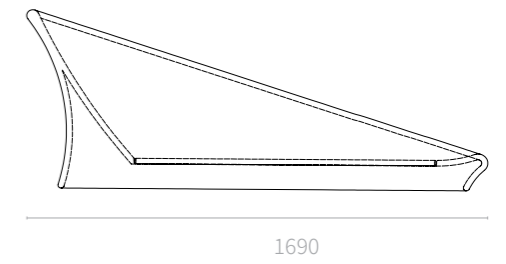
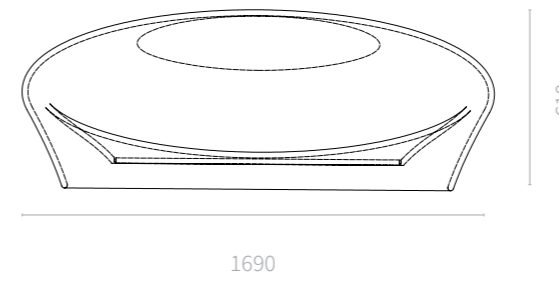
# A'MOUR

---



# A' MOUR

DAYBED



## MATERIAL

Weave: Recycled PE Wicker  
Cushion: Outdoor fabric

# BASKET

Inspired by the enduring form of traditional woven baskets, Basket reinterprets a familiar shape through a contemporary lens.



Crafted with a stainless-steel frame and flat wicker, it offers comfort, durability, and a sense of lightness adapting effortlessly across environments.

Now also available as a barstool, Basket brings versatility to both indoor and outdoor settings.

# KANPAI

Light in spirit and inviting in form, Kanpai is designed to bring people together.

Its open, welcoming presence encourages connection, creating spaces where conversations flow with ease and moments are shared naturally.



**BASKET**

Chair

*Recycled PE Wicker in black  
Mild steel in textured black*

**KANPAI**

Table base

*Compact laminate in walnut  
Mild steel in textured black*

**BASKET**

Barstool

*Recycled PE Wicker in butterscotch  
Mild steel in textured black*

**KANPAI**

Bar table base

*Compact laminate in walnut  
Mild steel in textured black*





◀ **BASKET**  
Barstool

*Recycled PE Wicker in butterscotch  
Mild steel in textured black*

**KANPAI**  
Table base

*Compact laminate in black  
Mild steel in textured black*

▲ **BASKET**  
Chair

*Recycled PE wicker in white  
Brushed stainless steel*

# BASKET

COLLECTION

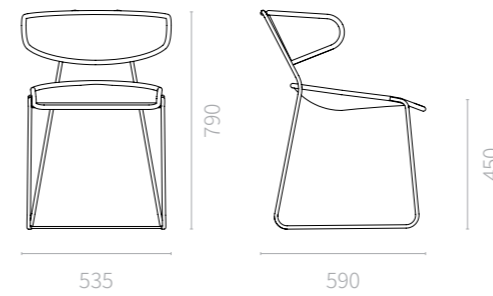
Design Enrique Martí

# BASKET

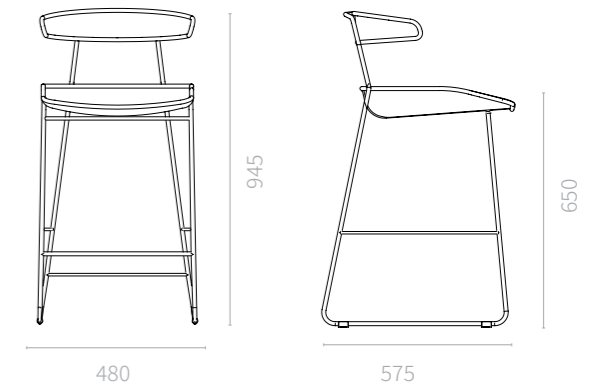
COLLECTION



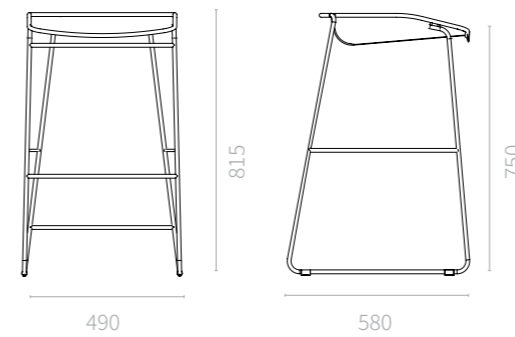
SIDE CHAIR



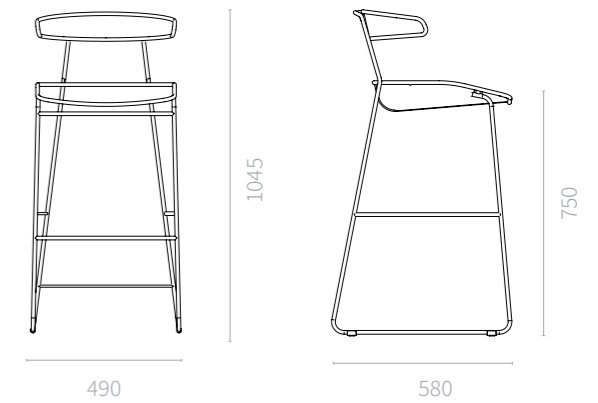
COUNTER BARSTOOL



HIGH STOOL



BARSTOOL



COUNTER STOOL



**MATERIAL**

Weave: Recycled PE Wicker

Frame: Stainless steel / powder coated mild steel

**Recommended for sheltered outdoor.**

# KANPAI

COLLECTION

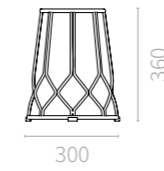
Design Sakura Adachi



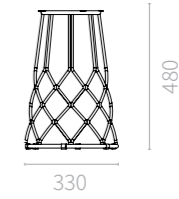
# KANPAI

COLLECTION

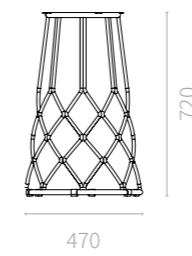
COFFEE TABLE



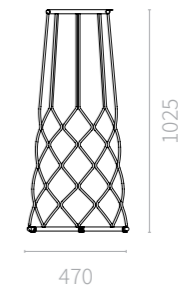
SIDE TABLE



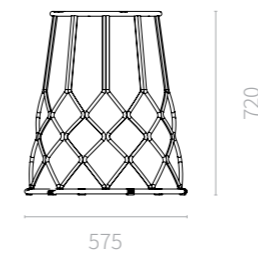
TABLE



BAR TABLE



BIG TABLE



**MATERIAL**

Top: Compact laminate

Base: Powder coated mild steel


**Recommended for sheltered outdoor.**

# MATRYOSHKA

Inspired by the iconic nesting dolls, Matryoshka is a collection defined by form, playfulness, and purpose.

Designed as a family of four, each piece relates to the other, nesting or standing alone with equal clarity. When paired, smaller forms extend into larger seating, creating a flexible, space-saving solution.

A thoughtful balance of function and expression, where versatility meets quiet charm.





**MATRYOSHKA**



Papa chair

*Recycled PE Wicker in black, white*

Mama chair

*Recycled PE Wicker in black, white*



< **MATRYYOSKA**  
Papa chair

*Recycled PE Wicker in black, white*

^ **MATRYOSKA**  
Mama chair

*Recycled PE Wicker in black, white*

# MATRYOSHKA

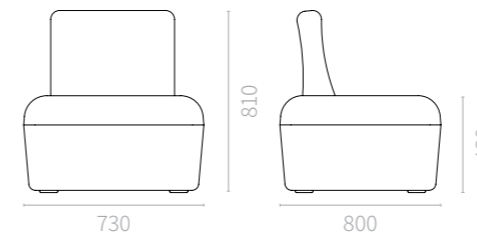
COLLECTION

Design Danny Fang

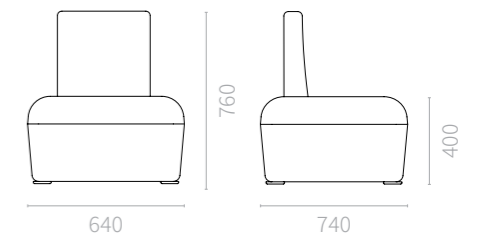
# MATRYOSHKA

COLLECTION

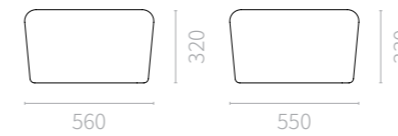
PAPA CHAIR



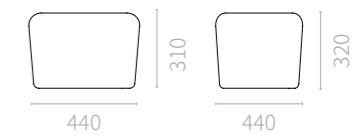
MAMA CHAIR



CHILD 1 STOOL



CHILD 2 STOOL



**MATERIAL**

Weave: Recycled PE Wicker

# KOHAKU

Inspired by the depth and warmth of amber, Kohaku expresses a quiet interplay between form and substance.

The tabletop sits gently within its frame, creating a composed, enclosed silhouette that feels both precise and refined. Subtle detailing and considered proportions bring a sense of balance and lightness to the collection.

A harmonious presence, designed to elevate contemporary spaces with understated elegance.



# YOHAKU


Rooted in the Japanese concept of space, Yohaku embraces the beauty of what is left unfilled where absence becomes part of the design.

Defined by lightness and clarity, each piece balances structure with openness. Crafted from sustainable materials such as bamboo and aluminium, the collection offers durability with a refined, understated presence.

Stackable and fully recyclable, Yohaku reflects a thoughtful balance between form, function, and mindful living.





**YOHAKU**   
Armchair

*Bamboo strand  
Aluminium in textured pink*

**KOHAKU**  
Dining table

*Bamboo strand  
Aluminium in textured pink*



◀ **YOHAKU Arm barstool & KOHAKU**  
Square bar table

*Bamboo strand in natural  
Aluminium in textured moss*

▲ **YOHAKU Barstool & KOHAKU**  
Rectangular bar table

*Bamboo strand in natural  
Aluminium in textured moss*

YOHAKU  
Sunlounger  
Bamboo strand  
Aluminium textured white sand



# YOHAKU

COLLECTION

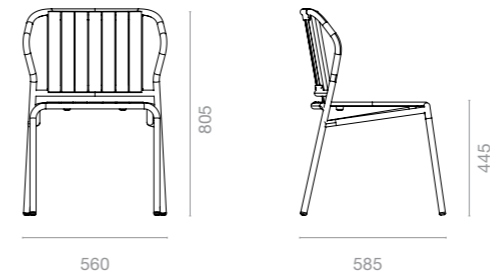
Design Sakura Adachi



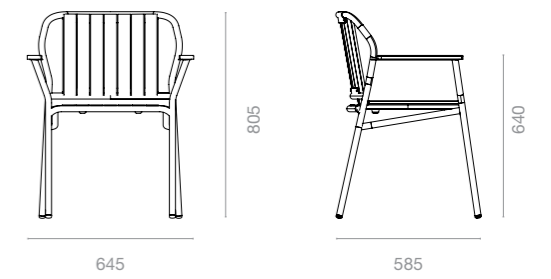
# YOHAKU

COLLECTION

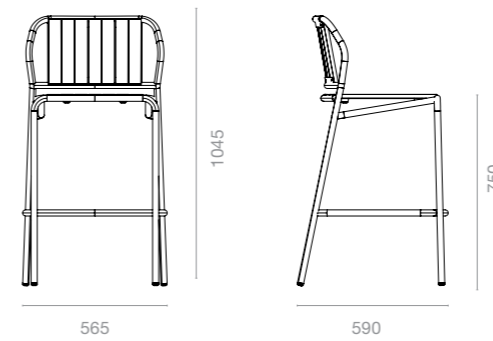
CHAIR



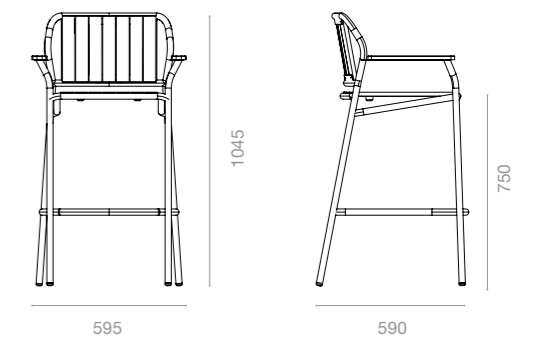
ARMCHAIR



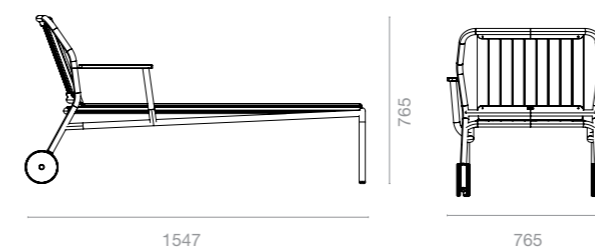
BARSTOOL



ARM BARSTOOL



SUNLOUNGER



## MATERIAL

Frame: Powder coated aluminium  
Seat & back: Bamboo strand

# KOHAKU

COLLECTION

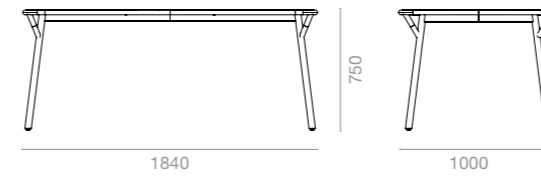
Design Sakura Adachi



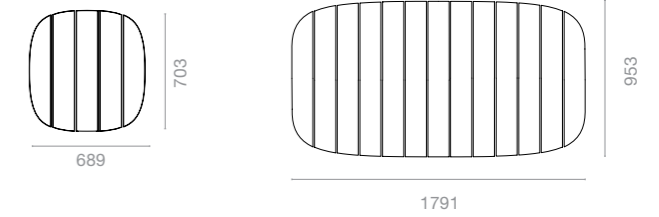
# KOHAKU

COLLECTION

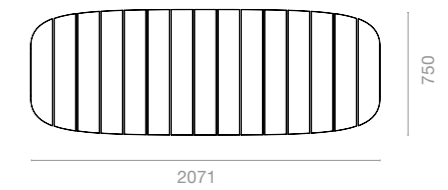
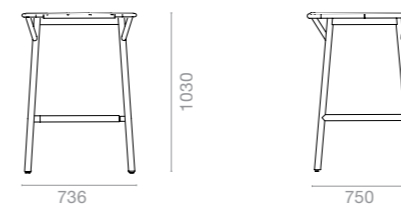
## DINING TABLE



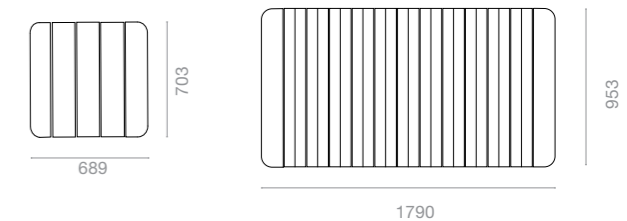
## STANDARD TABLE TOPS



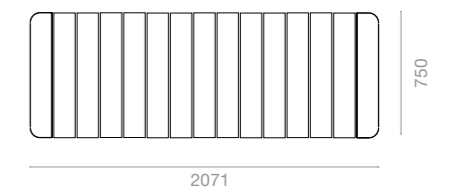
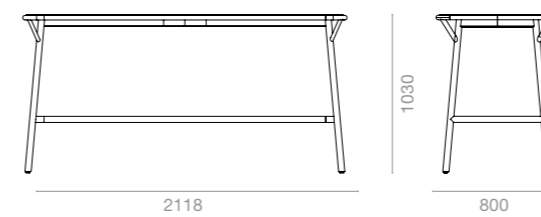
## SQUARE BAR TABLE



## FULL TABLE TOPS



## RECTANGULAR BAR TABLE



### MATERIAL

Frame: Powder coated aluminium  
Top: Bamboo strand

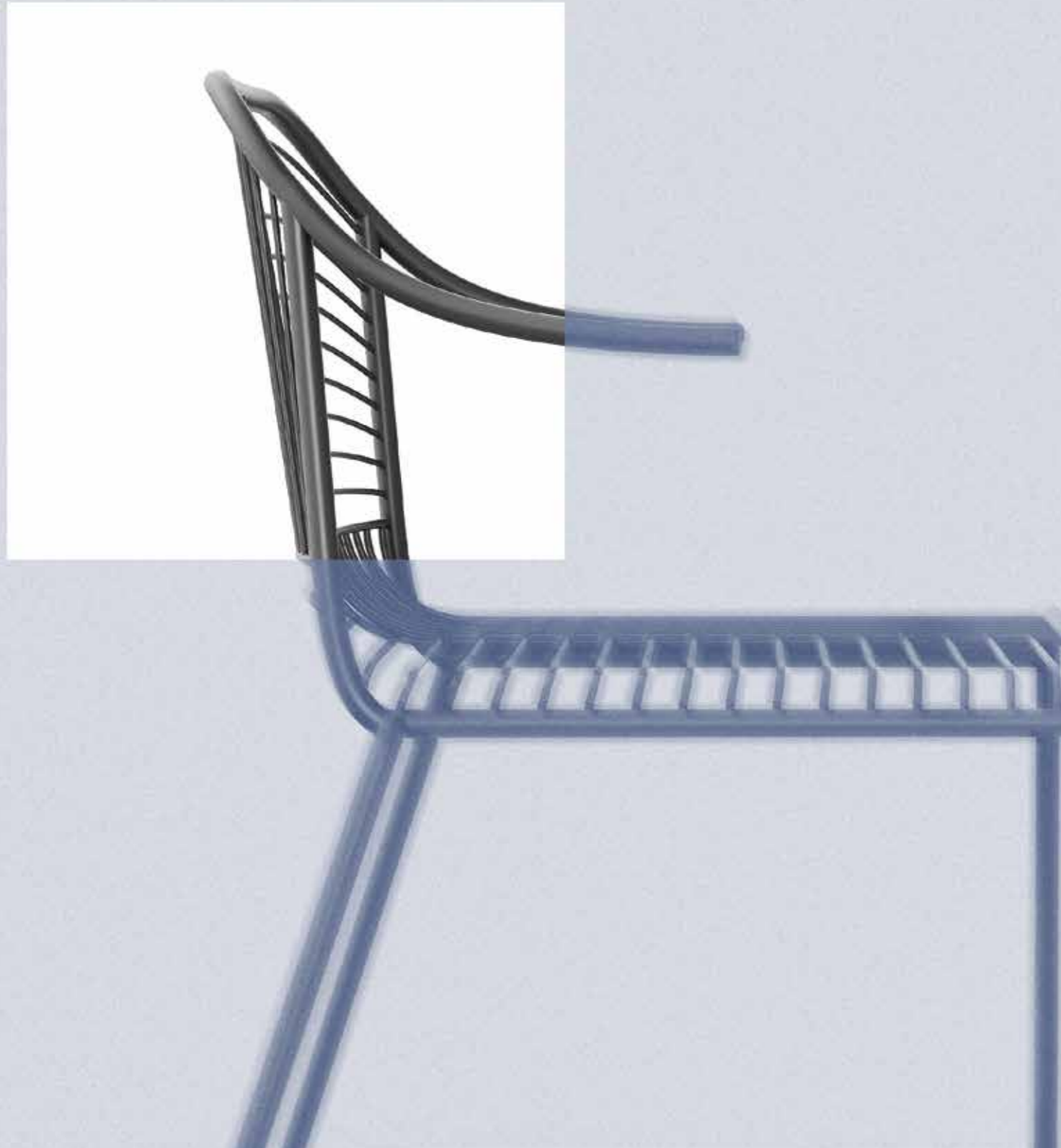
PATENT REGISTERED 141

# TORII

Minimal in form and welcoming with a touch of oriental elegance.

Inspired by the iconic Japanese gateway, its design reflects balance, structure, and subtle detailing, bringing a sense of calm and openness to the spaces it inhabits.

A refined expression of simplicity, shaped by heritage and contemporary clarity.





✓ **TORII**  
Chair

*Mild steel in textured space*

◀ **Armchair**

*Mild steel in textured space*

**ARCH**

Rectangle dining table

*Compact laminate in walnut  
Aluminium in grey*



< **TORII**  
Barstool  
*Mild steel in black*

**BARKAS**  
Bar table  
*Cast iron in textured black*

^ **TORII**  
High back armchair  
*Stainless steel in hairline gold*

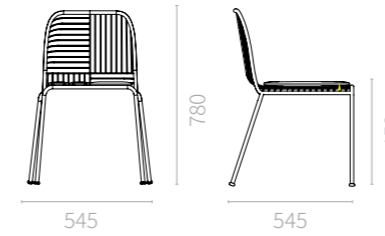
# TORII

COLLECTION

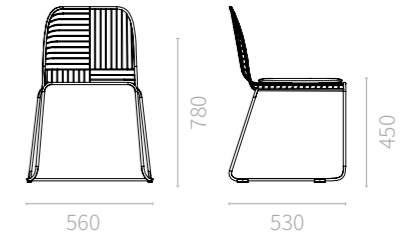
Design Sakura Adachi




SIDE CHAIR



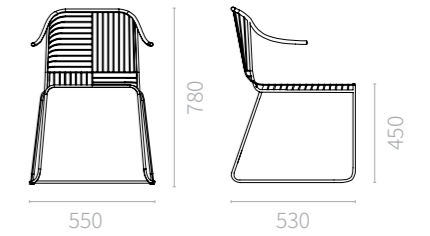
SIDE CHAIR - SLED LEG



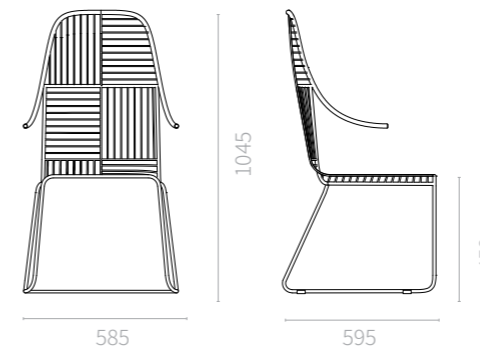
ARMCHAIR



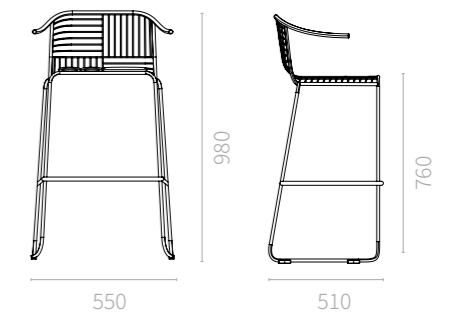
ARMCHAIR - SLED LEG



HIGH BACK ARMCHAIR



HIGH BARSTOOL - SLED LEG



SEAT PAD



**MATERIAL**

Frame: Stainless steel / Powder coated mild steel  
 Seat: Textylene


Recommended for sheltered outdoor.

# ALGIEBA

Inspired by the binary stars from which it takes its name, Algieba expresses a quiet interplay of rhythm and form.

Defined by a rattan seat set against a metal frame, it balances lightness with structure, well suited for relaxed, outdoor settings. The irregular spacing between its slender tubes creates a subtle visual cadence, echoing the movement of stars.

A distinctive composition, shaped by contrast and quiet expression.



**ALGIEBA** ∨

High back chair

*Mild steel in textured pink*

**BARKAS** >

Table base

*Cast iron in textured grey*





◀ **ALGIEBA**  
Chair

*Mild steel in textured space*

**BARKAS**  
Table base

*Cast iron in textured white*

^ **ALGIEBA**  
Barstool

*Mild steel in textured pink*

# ALGIEBA

COLLECTION


Design Wen Qi




# ALGIEBA

COLLECTION

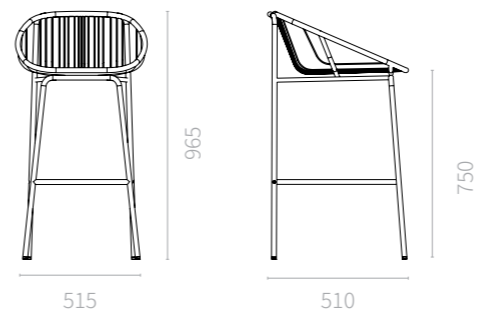
DINING CHAIR



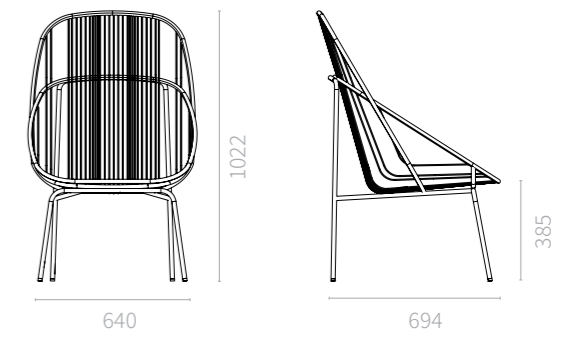
LOUNGE CHAIR




BARSTOOL



HIGH BACK



HIGH BACK II



**MATERIAL**

Frame: powder coated mild steel

Recommended for sheltered outdoor.

# ADELA

A contemporary reinterpretation of a classic aluminium and wood chair, Adela is defined by softened edges and a broader, more generous form.

Subtle refinements enhance comfort while maintaining a clean, balanced silhouette bringing ease and clarity to everyday seating.



ADELA  
Armchair

Teak wood in natural  
Aluminium in black

KOHAKU  
Dining table

Compact laminate in walnut  
Aluminium in black





< **SHARON CONVEX**  
Table base

*Bamboo strand in natural  
Aluminium in black*

^ **ADELA**  
Barstool

*Teak wood in natural  
Aluminium in black*

**RATIO**  
Bar table

*Bamboo strand in natural  
Aluminium in black*

# ADELA

COLLECTION

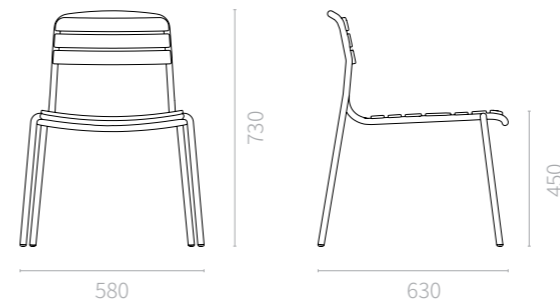
Design Enrique Martí



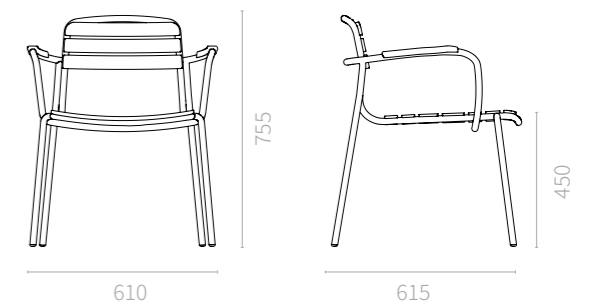
# ADELA

COLLECTION

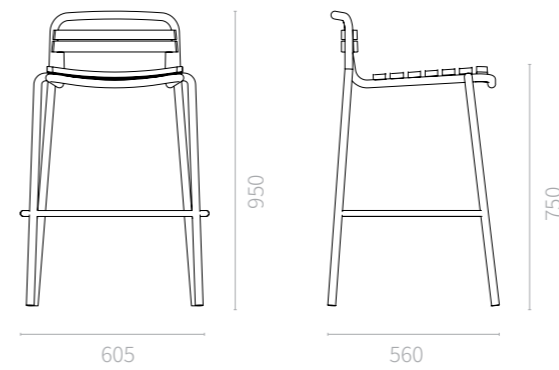
CHAIR



ARMCHAIR



BARSTOOL



**MATERIAL**

Seat & backrest: Teak wood slat  
Frame: Powder coated aluminium

# MALENA

Grounded in simplicity, Malena carries a timeless, understated appeal.

Crafted from powder-coated aluminium, it is lightweight, durable, and designed for everyday comfort. Its subtle industrial character adds definition, while maintaining a clean and balanced form.

Versatile across indoor and outdoor settings, Malena adapts effortlessly, whether as a standalone piece or part of a cohesive collection.





**V MALENA**

Chair

*Aluminium in sand*

**KANPAI**

Dining table

*Compact laminate in walnut*

*Mild steel in textured black*



< **MALENA**  
Chair

*Aluminium in sand*

**KANPAI**  
Dining table

*Compact laminate in walnut  
Mild steel in textured black*

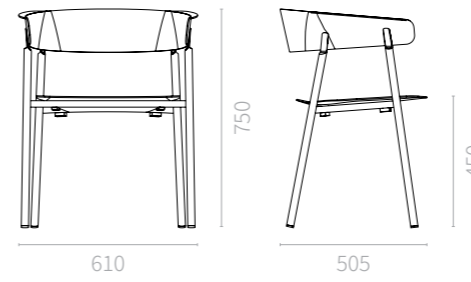
# MALENA

Design Enrique Martí



# MALENA

CHAIR



## MATERIAL



Shell: Powder coated aluminium

# 120

A study in geometry, 120 is defined by clarity of form and modern restraint. Polypropylene and mild steel come together to create a chair that is both lightweight and durable.

Its distinctive character lies in the precise interplay of three 120° angles, subtly expressed at the junction of the seat and legs, bringing structure, balance, and quiet definition.

Crafted from 100% Ocean-Bound Plastic (OBP), 120 reflects a considered approach to material and design.



120



Chair

*OBP in moss*

*Mild steel in textured moss*

**SHARON**

Table base

*Compact laminate in walnut*

*Powder coated tin extured black*





< **120**  
Chair

*OBP in moss  
Mild steel in textured moss*

^ **SHARON**  
Table base

*Compact laminate in walnut  
Mild steel in textured black*

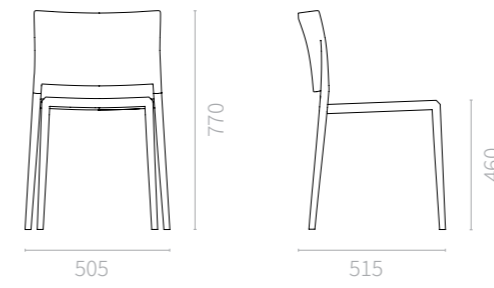
# 120

Design by KIAN



# 120

CHAIR



#### MATERIAL

Seat & backrest: Ocean-Bound Plastic / Polypropylene  
Frame: Powder coated mild steel

**Recommended for sheltered outdoor.**



PATENT REGISTERED

# LOUVRE

Inspired by American Midwestern style and Shaker craftsmanship, Louvre reinterprets a familiar form with lightness and clarity.

Its open back and clean lines create a balanced, approachable silhouette, combining comfort with everyday practicality. Crafted using modern injection moulding, it offers durability with a refined, contemporary expression.

Stackable and suited for both indoor and outdoor settings, Louvre adapts effortlessly across spaces.

**Made from 100% Ocean - Bound Plastic (OBP).**



LOUVRE

Chair

*OBP in white sand*

GRADIENT

Double shaft dining table

*Mild steel in black*





< **LOUVRE**  
CHAIR

*OBP in white sand*

**GRADIENT**  
DOUBLE SHALF DINING TABLE

*HPL dark in walnut  
Mild steel in textured black*

^ **LOUVRE**  
CHAIR

*OBP in onyx*

# LOUVRE

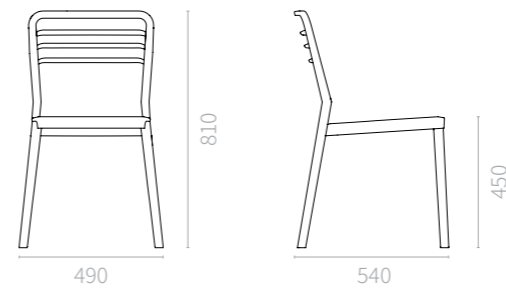
---

Design Danny Fang



# LOUVRE

CHAIR



## MATERIAL

Ocean-Bound Plastic / Polyethylene

PATENT REGISTERED



# MATERA

Designed for versatility, Matera transitions effortlessly between indoor and outdoor environments.

Crafted from metal and LLDPE, it offers durability and weather resistance, while maintaining a clean, lightweight form. Stackable for ease of storage, its simplicity allows it to sit comfortably across a range of settings.

A practical expression of clarity and function adaptable through subtle variations in colour.



**MATERA**

Chair

*LLDPE in sand*

*Mild steel in sand*

**SHARON CONVEX**

2 pole table

*HPL in dark walnut*

*Mild steel in textured black*





◀ **MATERA**  
CHAIR

*LLDPE in sand  
Mild steel in sand*

**SHARON CONVEX**  
2 POLE TABLE

*HPL in dark walnut  
Mild steel in textured black*

▲ **MATERA**  
CHAIR

*LLDPE in sand  
Mild steel in sand*

# MATERA

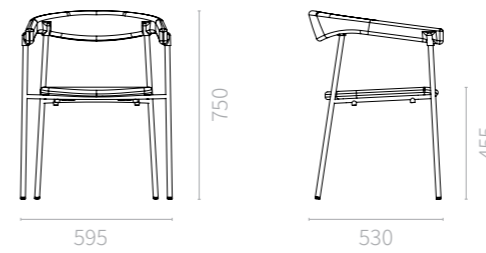
---

Design Enrique Marti



# MATERA

CHAIR



## **MATERIAL**

Seat & backrest: Linear low density polyethylene  
Legs: Powder coated mild steel

**Recommended for sheltered outdoor.**

---

# EVO

A refined expression of versatility, Evo brings together sustainability, function, and ease.

Crafted from LLDPE, it is lightweight and portable, with an integrated handle for effortless movement. A weighted base can be added for stability, adapting to different environments with ease.

Minimal in form yet adaptable in purpose, Evo functions as a stool, side table, or accent piece designed for flexible, contemporary living.



EVO  
Stool

LLDPE in lime green, cement

V





◀ **EVO**  
Stool

*LLDPE in lime green, cement*

**BARKAS**  
Table base

*Cast iron in textured white*

▲ **EVO**  
Stool

*LLDPE in sand*

# EVO

COLLECTION

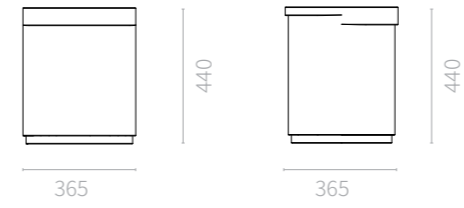
Design Wen Qi



# EVO

COLLECTION

STOOL



**MATERIAL**  
Linear low density polyethylene


PATENT REGISTERED 205

# RUMBLE

Playful in character, Rumble is designed for durability and ease.

Formed through rotational moulding, its robust construction supports heavy-duty indoor and outdoor use. Integrated handles and softened edges ensure easy handling and everyday safety.

With its vibrant colours and rounded form, Rumble brings energy to spaces well suited for educational and outdoor environments.



# LIPIA

Defined by a softened silhouette and monolithic form, Lipia brings a sculptural quality to contemporary seating.

Designed as an all-weather barstool, it is suited for high-traffic environments—from hospitality settings and university canteens to transportation hubs and outdoor public spaces.

The integrated, two-level footrests accommodate a wide range of user heights and postures, supporting ergonomic comfort with a sense of ease.



RUMBLE  
Stool



*LLDPE in white*

Bench



*LLDPE in black*





◀ **RUMBLE**  
Stool

*LLDPE in sand*

▲ **RUMBLE**  
Stool

*LLDPE in white*

**LIPIA**  
High stool

*LLDPE in black*

# RUMBLE

COLLECTION

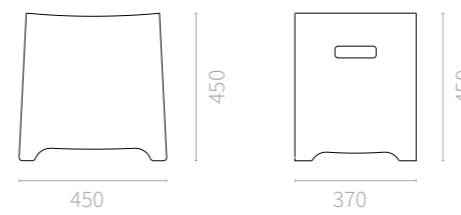
Design Attribute Design



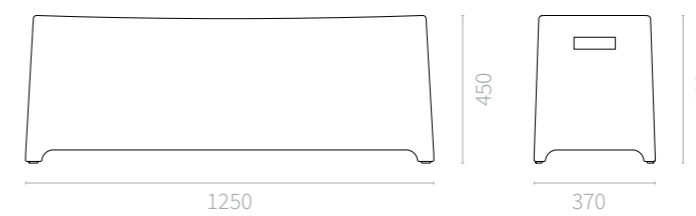
# RUMBLE

COLLECTION

STOOL



BENCH



**MATERIAL**

Linear low density polyethylene

# LIPIA

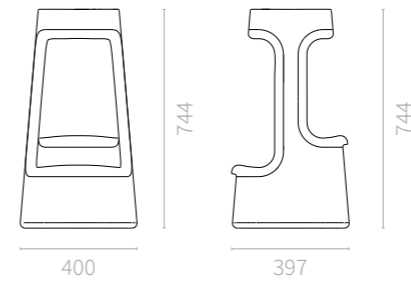
---

Design Cilicon Faytory



# LIPIA

HIGH STOOL



**MATERIAL**  
Linear low density polyethylene


---

# OBIE

Defined by generous proportions and softened curves, Obie offers comfort with a sense of ease.

Its wide seating accommodates a range of users, while the fluid form maintains a balanced, sculptural presence. Crafted from LLDPE, it is suited for both indoor and outdoor environments offering UV resistance, durability, and easy maintenance.

Constructed from a single material, Obie also supports a more considered approach to recycling and sustainability.



**OBIE**

Armchair



*Polyethylene in white*

**SHARON**

Dining table



*Mild steel in textured black*

*Compact laminate in walnut*





◀ **OBIE**  
ARMCHAIR  
*LLDPE in black*

▲ **OBIE**  
LOVE SEAT  
*LLDPE in black*

# OBIE

COLLECTION

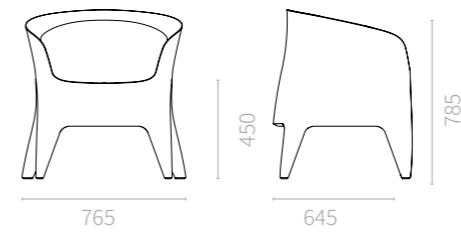
Design Attribute Design



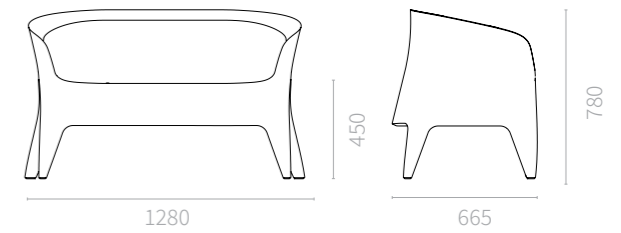
# OBIE

COLLECTION

ARMCHAIR



LOVE SEAT



**MATERIAL**

Linear low density polyethylene

# PINCH

Crafted from durable polyethylene, Pinch offers a versatile seating solution for a range of environments.

Suitable for both indoor and outdoor use, it is available in 1-seater and 2-seater options, bringing comfort, durability, and a clean, contemporary presence to hospitality, workspaces, and beyond.




**PINCH**

1 - Seater sofa

*Polyethtlene in sand*

2 - Seater sofa

*Polyethtlene in sand*





< **PINCH**  
1 - SEATER SOFA  
*LLDPE in sand*

^ **PINCH**  
2 - SEATER SOFA  
*LLDPE in sand*

# PINCH

COLLECTION

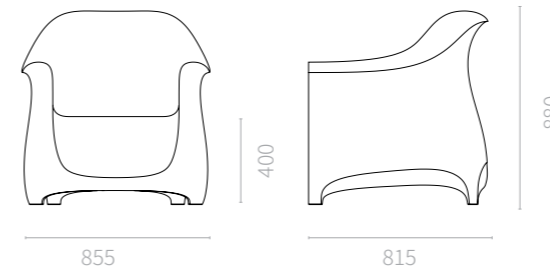
Design Cilicon Faytory



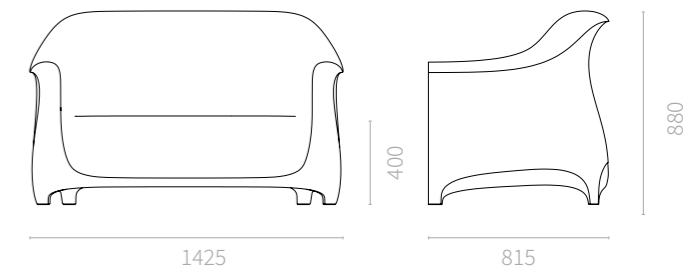
# PINCH

COLLECTION

1 - SEATER SOFA



2 - SEATER SOFA



**MATERIAL**  
Linear low density polyethylene

PATENT REGISTERED 231

# NEST

An interplay of form and function, Nest brings a sculptural quality to everyday use.

Designed as spacious, all-weather planters, it accommodates a variety of plant sizes, adapting effortlessly to both tropical and seasonal settings.

A considered balance of utility and expression, shaped for contemporary environments.





< **NEST**  
Bench with pot  
*LLDPE in white*

^ **NEST**  
Round bench with pot  
*LLDPE in lime green*

# NEST

COLLECTION

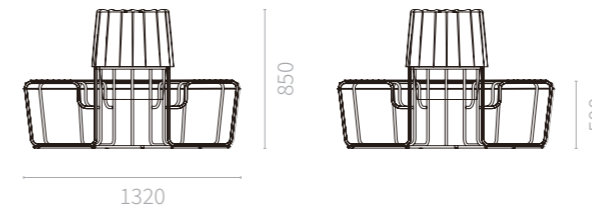
Design Cilicon Faytory



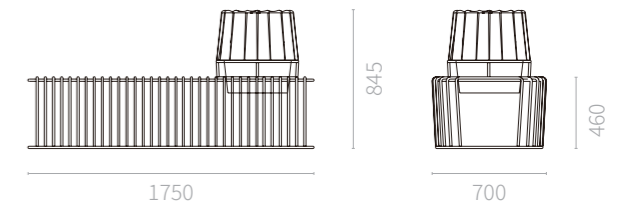
# NEST

COLLECTION

ROUND BENCH WITH POT




BENCH WITH POT

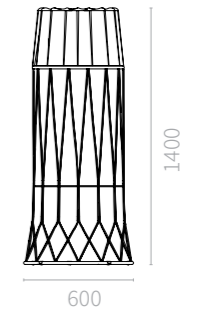


ARCH WITH POT

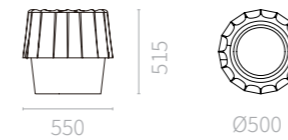
Ø600



FLOWER POT



NEST POT



## MATERIAL

Frame: Powder-coated mild steel  
Pot: Linear low density polyethylene


Recommended for sheltered outdoor.

# CAP

Playful and adaptable, Cap is designed to serve more than one purpose.

Used as a stool, it transforms when inverted into a planter bringing flexibility to outdoor settings. Crafted from recyclable LLDPE, it is lightweight, durable, and easy to move.

Available in a range of colours, Cap offers a practical yet expressive solution for dynamic environments and events.





◀ CAP  
Stool

*LLDPE in sand*

▲ CAP  
Stool

*LLDPE in lime green*

# CAP

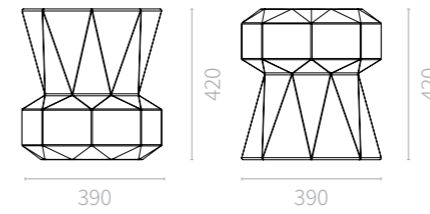
---

Design Enrique Marti



# CAP

STOOL




**MATERIAL**  
Linear low density polyethylene

---

# FIN

Inspired by classical proportions, Fin balances strength with gentle curves.

Its structured form provides stability while maintaining a light, refined presence. Versatile in use, it also doubles as a wine chiller for social settings.





< **FIN**  
Planter

*LLDPE in sand*

^ **FIN**  
Planter with seat

*LLDPE in sand, white, black*

# FIN

COLLECTION

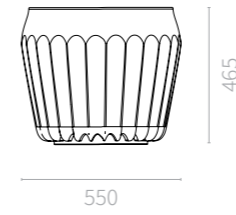
Design Cilicon Faytory



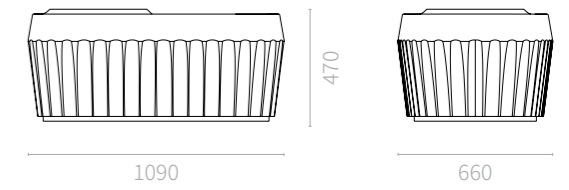
# FIN

COLLECTION

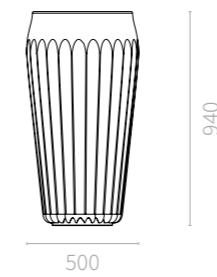
VASE PLANTER



PLANTER WITH SEAT



TALL PLANTER




**MATERIAL**  
Linear low density polyethylene

PATENT REGISTERED 249

PRODUCTS

	Chair	Stool	Bench	Sofa	Love Seat	Planter	Barstool	Table	Lounge Chair	Daybed	Lounger
120	-										
Adela	-						-				
Amour										-	
Algieba	-						-		-		
Basket	-						-				
Cap		-				-					
Chameleon	-										
Dream dot day bed										-	
Evo		-									
Fin						-					
Gradient	-	-	-				-	-	-		-
Kanso	-	-		-			-		-		
Kanpai								-			
Kohaku								-			
Kono	-								-		
Lipia highstool		-									
Louvre	-										
Lune	-								-		
Malena	-										
Massai	-			-	-		-		-		
Matera	-										
Matryoshka	-										
Moel				-							
Nest			-			-					
Obie	-				-						
Pinch	-			-							
Rumble		-	-								-
TCB				-					-		
Torii	-						-				
Yoyo					-				-		
Yohaku	-						-				





Cement



Wheat



Amazon




Midnight



Feather Grey



Garnet



Ivory



Stone

## MATERIALS & SWATCHES

### FABRIC CANVAS



INDOOR



OUTDOOR

Composition : 100% Olefin  
Flammability : BS EN 1021-1 PASS  
CAL 117

Abrasion Test : EN ISO 12947-2 >15,000 Cycles  
ASTM D4157 >15,000 Cycles  
ASTM D4966 >15,000Rubs

Ultraviolet  
protection factor : AS/NZ4399SPF50+

Color fasten  
to Light : BS EN ISO 105-B02B04,7-8  
AATCC 16E, 3-4 at 1,200 hrs

Color fasten  
to Sea water : EN ISO 105-E02 , 4-5

Color fasten  
to Chlorine water : EN ISO 105-E03 , 4-5

Anti-mildew : AATCC 147 PASS



Fire Proof  
Norms



Respects the  
Environment



Durability  
Performance



UV and FADE  
Resistance



Salsa



Onyx



Admiral



Moss



Aqua Teal



Chiatea



Marron



Marble Grey

## MATERIALS & SWATCHES

### FABRIC MONOCHROME



INDOOR



OUTDOOR

Composition : 100% Olefin  
Flammability : BS EN 1021-1 PASS  
CAL 117

Abrasion: ISO 12947-2 20,000 cycles, Grade 4

Ultraviolet  
protection factor : AS/NZ4399SPF50+

Hydrostatic Pressure: 300mm

Anti-mildew : AATCC 147 PASS

Rain test method : AATCC 35  
(Standard 1.0g) < 0.1g

Color fasten  
to Light : BS EN ISO 105-B02B04,7-8  
AATCC 16E, 3-4 at 1,200 hrs

Color fasten  
to Sea water : EN ISO 105-E02 , 4-5

Color fasten  
to Chlorine water : EN ISO 105-E03 , 4-5



Anti-Stain



Respects the  
Environment



Durability  
Performance



UV and FADE  
Resistance



Rain  
Proof



Water  
Resistant



Quick  
Dry




Forever  
Repelled




Olive



Cayenne



Citron




Dove




Taupe



Charcoal



Black



Carbon

## MATERIALS & SWATCHES

### FABRIC ST.TROPEZ



INDOOR



OUTDOOR

Composition : 100% Olefin

Flammability : BS EN 1021-1 PASS  
CAL 117

Abrasion Test : ISO 12947-2 50,000 cycles  
Grade 4 with optional treatment

Ultraviolet protection factor : AS/NZS 4399 SPF50+

Color fasten to Light : BS EN ISO 105-B02B04,7-8  
AATCC 16E, 3-4 at 1,200 hrs

Color fasten to Sea water : EN ISO 105-E02 , 4-5

Color fasten to Chlorine water : EN ISO 105-E03 , 4-5

Anti-mildew : AATCC 147 PASS



Fire Proof Norms



Respects the Environment



Durability Performance



UV and FADE Resistance



Andes Greystone




Atlas Sand




Chianti Red



Glacier Ice



Highland Charcoal



Piana Flax



Verdigris Jade

## MATERIALS & SWATCHES

### FABRIC ALPINE



INDOOR



OUTDOOR

Composition : 100% Olefin

Flammability : EN 1021-1 Cigarette Test  
CA Tech.Bull.117:2013

Abrasion Test : EN ISO 12947-2 >15,000 Cycles  
ASTM D4157 >15,000 Cycles  
ASTM D4966 >15,000Rubs

Ultraviolet protection factor : AS/NZ4399SPF50+

Color fasten to Light : BS EN ISO 105-B02B04,7-8  
AATCC 16E, 3-4 at 1,200 hrs

Color fasten to Sea water : EN ISO 105-E02 , 4-5

Color fasten to Chlorine water : EN ISO 105-E03 , 4-5



Fire Proof Norms




Respects the Environment



Durability Performance




UV and FADE Resistance



Khaki

Ash



Pearl

Cement



Wine

Ivory



Lima

Marsala

## MATERIALS & SWATCHES

### VINYL NAPPATECH

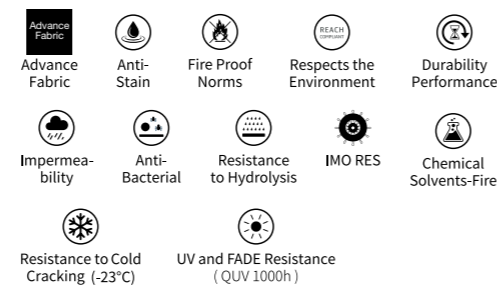


INDOOR




OUTDOOR

- Composition : 100% PVC
- Flammability : BS 5852 Part I - Cigarette  
EN 1021-1 Cigarette Test  
CA Tech.Bull.117:2013  
NFPA 260-Cig.Test
- Abrasion Test : EN ISO12947-1,2 > 300,000
- Resistance to Hydrolysis : 10 Years
- UV and FADE Resistance : QUV 1,000 hours
- Color fasten to Rubbing : EN IS105-X12(Dry:5 , Wet:5)
- Color fasten to Sea water : EN ISO 105-E02 , Class 5
- Color fasten to Chlorine water : EN ISO 105-E03 , Class



SL01

SL02



SL03

SL04



SL05

SL06



SL07

## MATERIALS & SWATCHES

### SLING Standard Colours



INDOOR



OUTDOOR

- Composition : **SL01, SL02, SL03, SL04**  
- 30% polyester + 70% PVC
- SL05**  
- 6% Acrylic +24% Polyester  
+ 60% PVC
- SL06**  
- 18% Olefin + 21% Polyester  
+ 61% PVC
- Color-fastness : ISO 4892-3: 2016 Cycle 1 ;  
ISO 105-A02: 1993  
/Cor.2:2005, 3-4
- Bacterial & Fungal Resistance : ASTM E 2180-18 ;  
ASTM G 21-15





RO601




RO602



RO603



RO604



RO605



RO1501



RO1502



RO1503



RO1504



RO1505



RO3001



RO3002



RO3003



RO3004



RO3005

## MATERIALS & SWATCHES


### WOVEN POLYESTER



OUTDOOR




Textured Black  
M-2



Black  
M-1




Matt Black  
M-3



Texture White  
M-4A



Silver  
M-9



Pure White  
MG-1




Textured Grey  
M-7



Textured Brown  
M-8




Textured Sand  
M-20



Textured White Sand  
M-33



Textured cool Grey  
MT-1



Textured Taupe  
MT-2

## MATERIALS & SWATCHES

### METAL



INDOOR



OUTDOOR



Textured Pink  
M-28



Traffic Red  
M-46



Textured Brick Red  
M-17



Textured Brown Red  
M-35



Textured Dahlia Yellow  
M-39



Textured Space  
M-31



Textured Green  
M-30



Textured Moss  
M-32



Textured Reseda Green  
M-37



Brass  
M-26



Brushed Stainless Steel

## MATERIALS & SWATCHES

### METAL




INDOOR



OUTDOOR



Crimson Red  
PB-2




Black  
PB-3



Sand  
PB-7



Slate Grey  
PB-8




Deep Blue  
PB-15



White  
PB-18


### Ocean Bound Plastic



White Sand  
OP 2



Moss Green  
OP 4



Onyx  
OP 3



Cool Grey  
OP 6



Taupe  
OP 7


## MATERIALS & SWATCHES

### POLYPROPYLENE Standard Colours




OUTDOOR





White  
R-2



Black  
R3



Cement  
R-21




Denim Blue  
R-23



Lime Green  
R-14



Sand  
R-20



Paprika  
R-28



Ochre  
R-29


---

## MATERIALS & SWATCHES


### POLYETHYLENE Standard Colours



OUTDOOR



Snow White



Black




Walnut




Terrazzo White



Black Marqunia



Terrazzo Black



Sandstone



Grey Travertine



Misty Cloud

---

## MATERIALS & SWATCHES

### COMPACT LAMINATE Standard Colours



OUTDOOR

WICKER FLAT



White



Black




Butterscotch



Brown



Natural



White Sand

WICKER ROUND



White



Black



Butterscotch

MATERIALS & SWATCHES

WOVEN  
PE WICKER



OUTDOOR



MADE WITH PCR



Bamboo Strand

MATERIALS & SWATCHES

BAMBOO STRAND  
Standard Colours



OUTDOOR

**K D S**

Outdoor



✉ [kds.global@kian.com](mailto:kds.global@kian.com)

🌐 [www.kiandesignstudio.com](http://www.kiandesignstudio.com)

All photographs, artist's impressions, plans, measurements, colour representations are intended for illustrative and informative purposes only.

They cannot be regarded as representations of fact and are subject to change at any time. Actual finishes and details may vary.

Outdoor furniture refers to furniture that is designed for outdoor use and which is typically made of weather resistant materials. However, furniture that remains outdoors may not be suitable for the varying humidity conditions, UV penetration, weathering and all other climatic extremes.

No reproduction or republication of this copyrighted catalogue and/or its concept is permitted, whether in whole or in part.

Copyright © 2026 Kian Group of Companies.  
All Rights Reserved.



